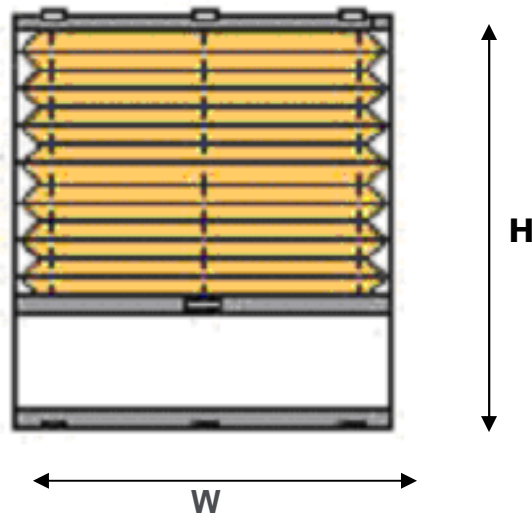


We offer you the three most popular pleat variants: W3, W4 and W5

There is also a possibility of making pleated blinds in other variants at an additional rate (to be determined by phone).

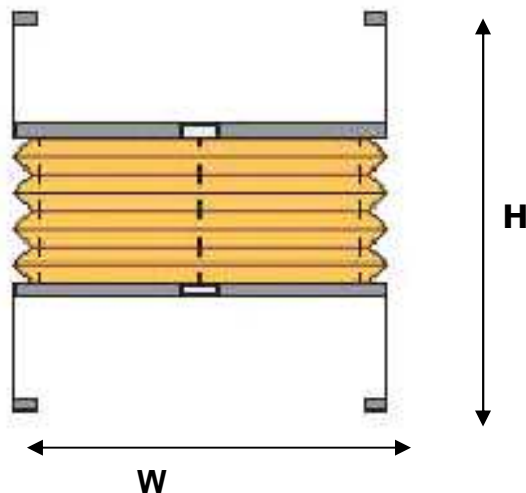
Variant 3

- has one adjustable middle rail,
- has two permanent top and bottom rails for roof windows,
- allows the bottom-to-top cover,
- is hand-operated by pulling handle,
- when used in roof system, as standard it is equipped with tensioning lines.



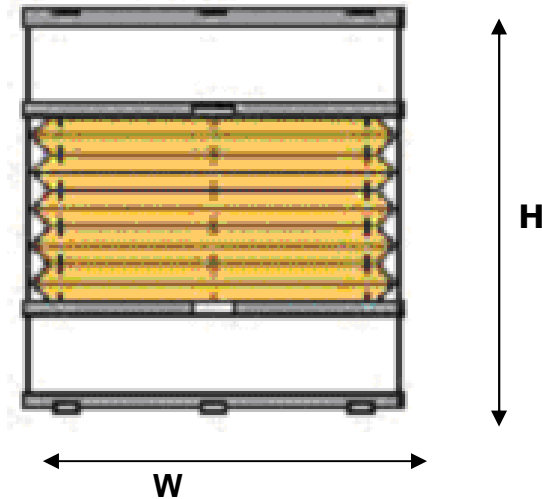
Variant 4 basic version

- has two adjustable middle rails,
- instead of two permanent top and bottom rails, it has the string fixtures directly fixed onto the glazing bead,
- allows to cover any part of the window – the fabric may be rolled top to bottom or bottom to top,
- is hand-operated by pulling handle.



Variant 5

- has two adjustable middle rails,
- has two permanent top and bottom rails,
- allows to cover any part of the window – the fabric may be rolled top-to-bottom or bottom-to-top,
- is hand-operated by pulling handle,
- when used in roof system, it is equipped with tensioning lines (at an extra charge).



Technical info:

- Profiles, fixtures, brackets, and string mechanisms are available in the following colours: white, black, brown, cream and grey,
- As standard, we use a special frame which ensures flat positioning of the fabric,
- The border measurements, given with each variant, are recommended for particular roller type; blinds with other measurements will be made at the customer's risk,
- As standard, we use a fixture for installation within window pane outline (type A); fixtures for installation on window frame are available at an extra charge (see the table in the pricelist).

Measurement

- when installing within window pane outline – width and height of the window pane with sealing, if any,
- when installing on window frame – width and height between the outer edges of glazing beads.